

■ Features :

- 4"x2" miniature size
- Universal AC input/Full range
- Low leakage current<200uA
- Protections: Short circuit / Over load / Over voltage
- Cooling by free air convection
- UL60601-1/IEC60601-1/EN60601-1 medical safety approved
- UL60950-1/IEC60950-1/EN60950-1 ITE safety approved
- Fixed switch frequency at 100KHz
- 3 years warranty

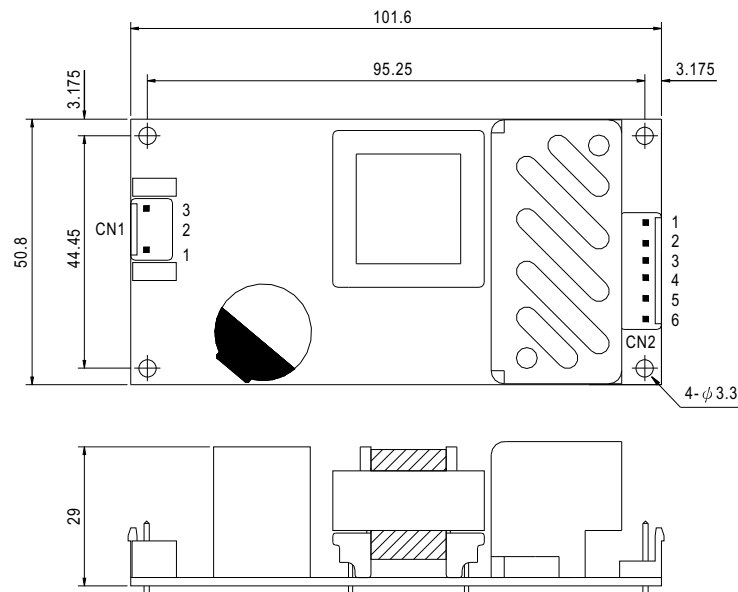


SPECIFICATION

MODEL		RPD-60A		RPD-60B	
OUTPUT	OUTPUT NUMBER	CH1	CH2	CH1	CH2
	DC VOLTAGE	5V	12V	5V	24V
	RATED CURRENT	5A	2A	3.5A	1.5A
	CURRENT RANGE	0.5 ~ 5.5A	0.1 ~ 2.2A	0.5 ~ 3.85A	0.1 ~ 1.65A
	RATED POWER	49W		53.5W	
	PEAK LOAD(10sec.) Note.4	53.9W		58.85W	
	RIPPLE & NOISE (max.) Note.2	80mVp-p	80mVp-p	80mVp-p	100mVp-p
	VOLTAGE TOLERANCE Note.3	+3,-2%	±6.0%	+3,-2%	+8,-4%
	LINE REGULATION	±0.5%	±1.0%	±0.5%	±1.0%
	LOAD REGULATION	±1.5%	±2.0%	±1.5%	±2.0%
	SETUP, RISE TIME	200ms, 15ms/230VAC 200ms, 15ms/115VAC at full load			
	HOLD UP TIME (Typ.)	70ms/230VAC 14ms/115VAC at full load			
INPUT	VOLTAGE RANGE	90 ~ 264VAC 127 ~ 370VDC			
	FREQUENCY RANGE	47 ~ 63Hz			
	EFFICIENCY (Typ.)	78%		82%	
	AC CURRENT (Typ.)	1.1A/115VAC 0.7 A/230VAC			
	INRUSH CURRENT (Typ.)	COLD START 60A/230VAC 30A/115VAC			
	LEAKAGE CURRENT	For earth <200uA/264VAC, For patient <100uA/264VAC			
PROTECTION	OVERLOAD	115 ~ 150% rated output power Protection type : Hiccup mode, recovers automatically after fault condition is removed			
	OVER VOLTAGE	CH1: 5.75 ~ 6.75V Protection type : Shut down o/p voltage, re-power on to recover			
ENVIRONMENT	WORKING TEMP.	-20 ~ +65℃ (Refer to output load derating curve)			
	WORKING HUMIDITY	20 ~ 90% RH non-condensing			
	STORAGE TEMP., HUMIDITY	-40 ~ +85℃, 10 ~ 95% RH			
	TEMP. COEFFICIENT	±0.03%/℃ (0 ~ 45℃)			
	VIBRATION	10 ~ 500Hz, 2G 10min./1cycle, period for 60min. each along X, Y, Z axes			
SAFETY & EMC (Note 5)	SAFETY STANDARDS	UL60950-1, TUV EN60950-1, UL60601-1, TUV EN60601-1 approved			
	WITHSTAND VOLTAGE	I/P-O/P:4KVAC I/P-FG:1.5KVAC O/P-FG:1.5KVAC			
	ISOLATION RESISTANCE	I/P-O/P, I/P-FG, O/P-FG:100M Ohms/500VDC			
	EMI CONDUCTION & RADIATION	Compliance to EN55011(CISPR11),EN55022 (CISPR22) Class B			
	HARMONIC CURRENT	Compliance to EN61000-3-2,-3			
	EMS IMMUNITY	Compliance to EN61000-4-2,3,4,5,6,8,11; ENV50204, EN55024, EN60601-1-2, EN61204-3, medical level, criteria A			
OTHERS	MTBF	677.8Khrs min. MIL-HDBK-217F (25℃)			
	DIMENSION	101.6*50.8*29mm (L*W*H)			
	PACKING	0.15Kg; 96pcs/15.4Kg/0.89CUFT			
NOTE	1. All parameters NOT specially mentioned are measured at 230VAC input, rated load and 25℃ of ambient temperature. 2. Ripple & noise are measured at 20MHz of bandwidth by using a 12" twisted pair-wire terminated with a 0.1uf & 47uf parallel capacitor. 3. Tolerance : includes set up tolerance, line regulation and load regulation. 4. 33% Duty cycle maximum within every 30 seconds. Average output power should not exceed the rated power. 5. The power supply is considered a component which will be installed into a final equipment. The final equipment must be re-confirmed that it still meets EMC directives. 6. Length of set up time is measured at cold first start. Turning ON/OFF the power supply may lead to increase of the set up time.				

Mechanical Specification

Unit:mm



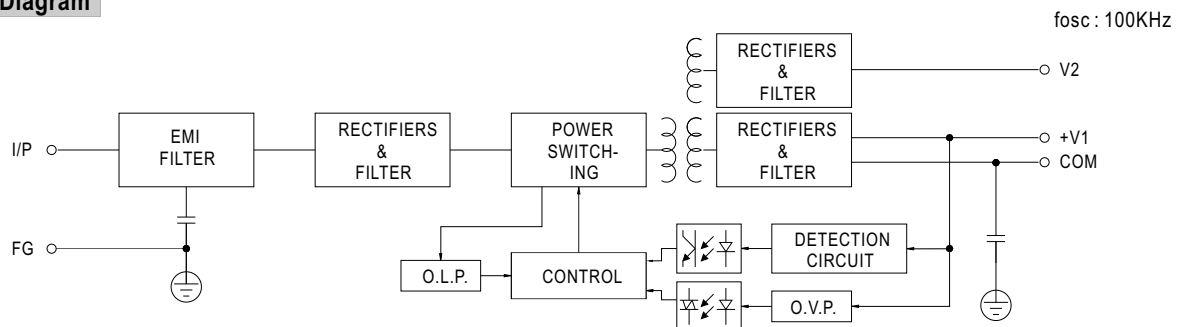
AC Input Connector (CN1) : JST B3P-VH or equivalent

Pin No.	Assignment	Mating Housing	Terminal
1	AC/N	JST VHR or equivalent	JST SVH-21T-P1.1 or equivalent
2	No Pin		
3	AC/L		

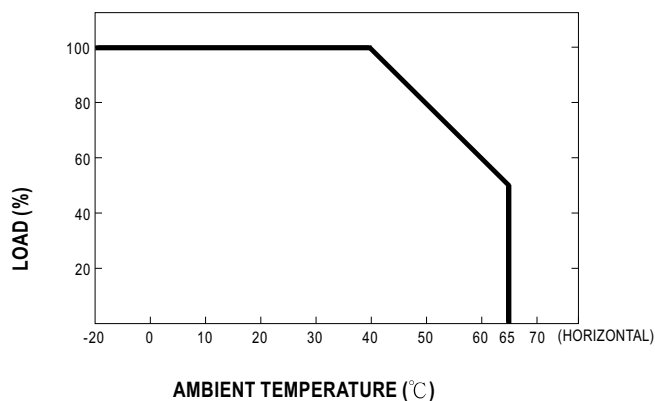
DC Output Connector (CN2) : JST B6P-VH or equivalent

Pin No.	Assignment	Mating Housing	Terminal
1,2	V1	JST VHR or equivalent	JST SVH-21T-P1.1 or equivalent
3,4	COM		
5	V2		
6	NC		

Block Diagram



Derating Curve



Output Derating VS Input Voltage

